



# WINDOWS, DOORS, CONSERVATORY & ROOFLINE SPECIALISTS



[www.thecambridgewindowcompany.co.uk](http://www.thecambridgewindowcompany.co.uk) | 01353 864725



# CONTENTS

WELCOME & INTRODUCTION	4
HEAR FROM OUR CUSTOMERS	6
KOMMERLING WINDOWS	8
RESIDENCE R7 WINDOWS	10
RESIDENCE R9 WINDOWS	11
WINDOW HARDWARE	14
ECOSLIDE SASH WINDOWS	16
GLASS & GLAZING	18
DOORS	25
COMPOSITE DOORS	26
UPVC DOORS	27
ALUMINUM BI-FOLDING DOORS	28
SLIDING DOORS	29
ALUMINIUM WINDOWS	30
CONSERVATORIES	31
WARM ROOF SYSTEMS	32
OUR GUARANTEE	34
GET IN TOUCH	36



# WELCOME

WE ARE A LOCAL, FAMILY RUN BUSINESS SPECIALISING IN THE SUPPLY AND INSTALLATION OF WINDOWS, DOORS, CONSERVATORIES, WARM ROOFS AND SOFFITS & GUTTERING.

## WHY CHOOSE US

As a small family-run business, our reputation is everything to us. We stand by our workmanship and ensure every job gets the level of skill and attention to detail it deserves. We are friendly, helpful and nothing is too much trouble. Our Certass registered competent installers have years of experience and knowledge to help you make the right choices for any project. We offer a 10 year insurance backed guarantee and Certass certification with every installation.



### SERVICE GUARANTEE

A satisfied customer is the best marketing we could ever ask for. The greatest compliment you can give us is a referral to your friends and family.



### CUSTOMER SERVICE

Unlike larger companies, our customer service care is just as important as the initial installation. If you ever have questions or concerns we are as responsive as when we take that first enquiry.



### QUALITY PRODUCTS

We have years of experience and have used that to cherry pick the best manufacturers. We don't use sub-standard products and every material we use has been tried and tested, ensuring the quality of all of our products.







*“Hands down, one of the best experiences with building work I’ve ever had. The guys were unbelievably quick, professional and just great fun to be around. “*

## WHAT OUR CUSTOMERS SAY

*Our fitted doors and windows look fantastic inside and out and we get loads of compliments! The team worked really hard during the installation and were really professional. Brilliant service we would recommend them without hesitation. Very happy customers, many thanks!*

**SARAH WALSH** ★★★★★

*The CWC team have done a fantastic job, very professional and friendly throughout, making the whole process as stress-free as possible. They organised everything for us, including Building Regs checks and certificates.*

**CHRIS RICHARDSON** ★★★★★

*We were really impressed by the service from the initial survey through to the finish. Friendly, professional and take lot of pride in their work which shows in all the finishing touches. We can't recommend the CWC team highly enough.*

**LEE HALL** ★★★★★

*Absolutely brilliant this company fitted our windows and doors on our property. Very professional, they never stopped, the attention to detail was brilliant, we are so happy. We will use them again and a pleasure to have such a happy team of professionals doing an excellent job. They went above and beyond. Thank you so much.*

**MAGGIE DEANE** ★★★★★

*A first class service. I had 4 large bifold doors installed replacing my original doors. The quality of the windows and the finished work was really good. I am happy to recommend this company.*

**JUDE COWARD** ★★★★★

*Really friendly and extremely competent service all round. Far exceeded our expectations and would have no hesitation recommending them!*

**GUY MERCHANT** ★★★★★



## STANDARD CASEMENT & TILT AND TURN UPVC WINDOWS

KÖMMERLING 70 is our chosen window profile for standard casement & Tilt and turn windows. It is a proven PVCu window and door system with far better levels of energy efficiency than timber windows and first generation PVCu windows. Three aspects play an important role in window heat insulation: the profile's heat insulating properties, the insulating glass with edge sealant and the wall fixings. KÖMMERLING 70 is class leading when it comes to energy efficiency, helping to keep your home both warm and secure.

### CASEMENT WINDOWS

Casement windows, also referred to as stormproof windows, are hinged on one side of the frame and open outward with a push out motion/operation. Different to flush casement windows, the edge of the sash (the opening part of the window) has a lip that sits proud of (overlaps) the surrounding frame.

### TILT & TURN WINDOWS

Tilt & Turn windows provide an inward opening and tilting window option. For difficult to reach windows in kitchens and bathrooms, the tilt and turn window is a practical alternative to the outward opening casement window.

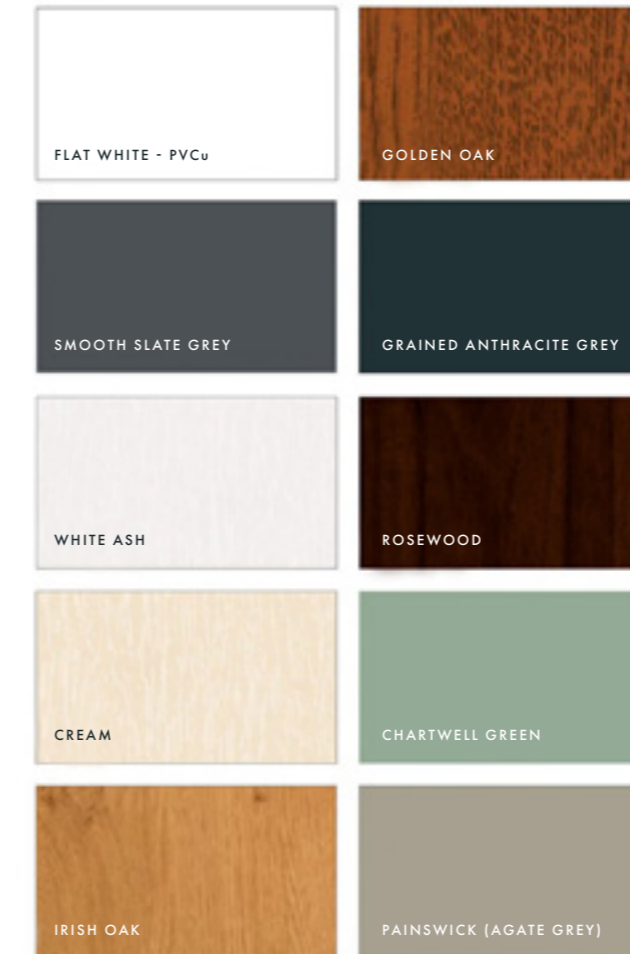


## COLOURS & FINISHES

You may already know exactly what colour you would like, or you may be unaware of the wide range of options.

Ask our experts to show you the colour swatch for your chosen product to help you decide.

### OUR POPULAR COLOURS INCLUDE:



### FLAT WHITE

White is a timelessly elegant and neutral colour and because of the quality of PVCu from KÖMMERLING, KÖMMERLING 70 is extremely weather resistant, retaining a smooth, glossy surface. It is also very easy to clean.



### FOILED FINISHES

There are both coloured and grained foils within our range for both period inspired installations and those with a more contemporary appeal. You can also look to the benefits of dual colours for even more design freedom.

Choose from either our modern Chamfered system or the more traditional Ovolo system

### CHAMFERED / FLAT



### OVOLO / OGEE






## RESIDENCE 7 FLUSH CASEMENT WINDOWS

Residence 7 is here to inspire you on your journey to create your dream home. Beautifully flush inside and out, available in a range of maintenance-free finishes and a variety of styles, it is versatile without complication. Residence 7 has been designed to embrace multiple manufacturing techniques.

A traditional mechanical joint provides the ultimate timber alternative aesthetic. A mitre welding technique can fuse the joints together diagonally for a contemporary appearance, or choose the Graf weld for a seamless diagonal weld.




RESIDENCE 7 PAINSWICK

## RESIDENCE 9 FLUSH CASEMENT WINDOWS

Residence 9 is a window and door system designed to authentically replicate 19th Century timber designs. The traditionally elegant flush exterior and stylish decorative interior create that classic aesthetic.

Residence 9 is an eclectic blend of traditional aesthetics and innovative design. Whatever period your property is, we know your Residence 9 windows and doors will look great as we copied historical design and considered conservation guidelines, which authentically replicate traditional timber sightlines. You'll immediately notice the benefits of the thermally efficient 9 chamber design and modern glazing, whilst retaining the character of your home, thanks to it being traditionally transformed by Residence 9. Residence 9 is proud to be designed and made in the UK.



RESIDENCE 9 CLOTTED CREAM

## THE COLLECTIONS


A very diverse colour palette is at your disposal with the R7 & R9 window system, consisting of an eclectic mix of authentic finishes covering a number of architectural styles.

### THE COASTAL COLLECTION



SAGE PEPPER OAK GRAINED WHITE CLAY

### THE ELEMENT COLLECTION



VINTAGE CREAM NO.38 GREY CHALK WHITE

### THE COTSWOLD COLLECTION



PAINSWICK COTSWOLD GREEN COTSWOLD BISCUIT CLOTTED CREAM

### THE INDUSTRIAL COLLECTION




PYRITE GREYISH BRONZE ANODISED

### THE FOREST COLLECTION



SILVERED OAK IRISH OAK HONEY OAK GOLDEN OAK GINGER OAK ENGLISH OAK

### THE DRAMATIC COLLECTION



ROSEWOOD NOIR NO.10 BLACK ECLECTIC GREY CORSE LAWN


RESIDENCE 9 ANODISED



# WINDOW HARDWARE

## OFFSET CRANKED HANDLES

Offset cranked handles available on bay windows, casement windows, flush casement windows & tilt and turn UPVC windows



## PEAR DROP HANDLES

Pear drop handles available on standard casement and flush casement UPVC windows



## MONKEY TAIL HANDLES

Monkey tail handles available on standard casement and flush casement UPVC windows





## UPVC SLIDING SASH WINDOWS

Vertical sliders are a traditional style of window. Commonly found in older properties, they are usually manufactured from timber. This elegant type of window is a popular replacement in period houses, its design giving your home a sophisticated charm and style that you won't achieve from a standard casement window.

Real timber windows can be expensive so homeowners look to more affordable solutions such as PVC-U. Choose from a range of colour and hardware options to complete your window and create a look that fits in perfectly with your home.






# WINDOW GLASS & GLAZING BARS


Whichever window style and materials you opt for, we offer an extensive range of glass and glazing bars to meet your needs.

## LEADED GLASS

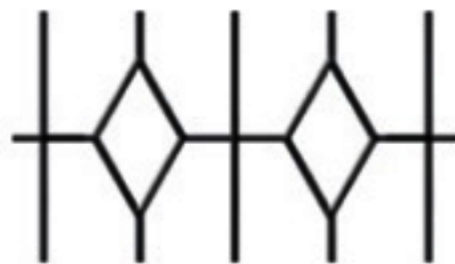
Leaded glass, also known as leaded lights or leadlights, is a historical style of glazed panel dating back to the Roman era. Leaded glass windows traditionally comprised of small sections of cut glass joined together and supported by soldered lead canes (grooved bars of lead). Today, we achieve the same look a little differently.



Elizabethan Leaded Glass  
Diamond/Lattice Pattern



Georgian Leaded Glass  
Square/Rectangular Pattern




Queen Anne Leaded Glass  
Combination Geometric Pattern



## EXTERNAL ASTRAGAL BARS

Astragal bars are bars that are fitted to the face of the glass (they sit proud of the glass) both externally and internally, in your desired design.





## INTERNAL GEORGIAN BARS

Georgian bars, also known as internal spacer bars and interbars, are bars that are attached to the spacer frame of your window and sealed between two pieces of glass, creating an image of glazing mullions and transoms within the sealed cavity unit. As Georgian bars are sandwiched between layers of glazing and are not prominent on the surface, the glass panes remain smooth and easy to clean.



## DUMMY SASH

Dummy sashes in double glazed windows is an expression that describes the look of mullioned windows that are fitted with sashes that are dummies, i.e. the fixed panes that are not meant to open but 'look' as if they are openers, thus all the visible panes are in line: "equal sight lines".



WITH DUMMY SASH



WITHOUT DUMMY SASH



# ENERGY RATINGS

U70 Limited Composite Single Door U70 Open In / Out Door	
<b>WHITE REINFORCED AND FOILED REINFORCED</b>	
DSER RATING (gWh/m <sup>2</sup> /year)	<b>B</b>
Average U-VALUE	<b>1.1</b>
The Climate zone is:	<b>UK</b>
THE ABOVE INFORMATION HAS BEEN SUPPLIED BY THE COMPOSITE DOOR LEAF/SLAB MANUFACTURER AND IS IN CONJUNCTION WITH DOOR DESIGNS WHICH ARE SOLID (NO GLASS)	

COMPOSITE DOOR (SOLID)

U70 Limited Composite Single Door U70 Open In / Out Door	
<b>WHITE REINFORCED AND FOILED REINFORCED</b>	
DSER RATING (gWh/m <sup>2</sup> /year)	<b>C</b>
Average U-VALUE	<b>1.27</b>
The Climate zone is:	<b>UK</b>
THE ABOVE INFORMATION HAS BEEN SUPPLIED BY THE COMPOSITE DOOR LEAF/SLAB MANUFACTURER AND IS IN CONJUNCTION WITH DOOR DESIGNS WITH ONE OR MORE SMALL GLASS AREAS.	

COMPOSITE DOOR (GLAZED)

U70 Limited Composite Single Door U70 Open In / Out Door	
<b>WHITE REINFORCED AND FOILED REINFORCED</b>	
DSER RATING (gWh/m <sup>2</sup> /year)	<b>D</b>
Average U-VALUE	<b>1.4</b>
The Climate zone is:	<b>UK</b>
THE ABOVE INFORMATION HAS BEEN SUPPLIED BY THE COMPOSITE DOOR LEAF/SLAB MANUFACTURER AND IS IN CONJUNCTION WITH DOOR DESIGNS WITH ONE LARGE, OR TWO MEDIUM GLASS AREAS.	

COMPOSITE DOOR (GLAZED)

U70 Limited Internally Beaded PVC U Casement Residence Window System Multi-Chamber Window	
<b>FOILED FRAME</b>	
ENERGY INDEX (gWh/m <sup>2</sup> /year)	<b>A+2</b>
U-VALUE	<b>1.2</b>
The Climate zone is:	<b>UK</b>
<b>28mm STANDARD UNIT WITH LOW IRON</b>	
ALL GLASS TYPE COMBINATIONS COVERED IN REPORT DETAILS Reg. No.: 4066 SC019	

R9 / R7 STANDARD GLAZING

U70 Limited Internally Beaded PVC U Casement Residence Window System Multi-Chamber Window	
<b>FOILED FRAME</b>	
ENERGY INDEX (gWh/m <sup>2</sup> /year)	<b>A+10</b>
U-VALUE	<b>0.9</b>
The Climate zone is:	<b>UK</b>
<b>STANDARD 44mm TRIPLE UNIT</b>	
ENERGY INDEX (gWh/m <sup>2</sup> /year)	<b>A+13</b>
U-VALUE	<b>0.9</b>
The Climate zone is:	<b>UK</b>
<b>44mm TRIPLE UNIT WITH LOW IRON</b>	

R9 / R7 TRIPLE GLAZING

U70 Limited Internally Beaded PVCU Single Door Bevelled / Open Open In / Out Door	
<b>WHITE REINFORCED AND FOILED REINFORCED</b>	
DSER RATING (gWh/m <sup>2</sup> /year)	<b>C</b>
U-VALUE	<b>1.4</b>
The Climate zone is:	<b>UK</b>

SINGLE DOOR

U70 Limited Internally Beaded PVCU French Doors Bevelled / Open Open In / Out Door	
<b>WHITE REINFORCED AND FOILED REINFORCED</b>	
DSER RATING (gWh/m <sup>2</sup> /year)	<b>C</b>
U-VALUE	<b>1.4</b>
The Climate zone is:	<b>UK</b>

FRENCH DOORS (STANDARD GLAZING)

U70 Limited Internally Beaded PVC U Casement Bevelled / Open Multi-Chambered Window	
<b>WHITE FRAME</b>	
ENERGY INDEX (gWh/m <sup>2</sup> /year)	<b>A+2</b>
U-VALUE	<b>1.3</b>
<b>REINFORCED / FOILED</b>	
ENERGY INDEX (gWh/m <sup>2</sup> /year)	<b>A</b>
U-VALUE	<b>1.4</b>
The Climate zone is:	<b>UK</b>

STANDARD GLAZING

U70 Limited Internally Beaded PVC U Casement Bevelled / Open Multi-Chambered Window	
<b>WHITE FRAME</b>	
ENERGY INDEX (gWh/m <sup>2</sup> /year)	<b>A+15</b>
U-VALUE	<b>1.0</b>
<b>REINFORCED / FOILED</b>	
ENERGY INDEX (gWh/m <sup>2</sup> /year)	<b>A+13</b>
U-VALUE	<b>1.0</b>
The Climate zone is:	<b>UK</b>

TRIPLE STANDARD GLAZING

# TEXTURED & PATTERNED GLASS

Etched and textured glass are types of decorative and obscure glass that can be integrated seamlessly into your choice of double or triple glazing when purchasing replacement windows from us.

Or you could opt for the simple satin obscured glass, perhaps the most common sort of obscure glass. Immediately distinctive with its smooth, frosted appearance, satin glass is a versatile and popular form of obscure glass.





**GLASS PATTERNS / BACKING GLASS**

Choose from a wide range of alternative obscured glass patterns.


**STIPPOLYTE**

**COTSWOLD**

**CHANTILLY**

**AUTUMN**

**MINSTER**

**EVERGLADE**

**SATIN**

**FLEMISH**

**CHARCOAL STICKS**

**FLORIELLE**

**OAK**

**DIGITAL**

**CONTORA**

**TAFFETA**

**PELERINE**

**WARWICK**

**MAYFLOWER**
**DOORS**

Doors are so much more than just an entrance and exit. They can significantly improve your homes appearance, inside and out. A new door offers warmth and increased energy efficiency. We offer a full range of doors including Single entrance doors, Sliding Patio, French doors and bi-folds.





## COMPOSITE DOORS

The external part of a composite door is made from a 2mm layer of Glass Reinforced Plastic (GRP), also known as fibreglass, the same material they use to make fishing boats in the North Sea. It's extremely tough, weatherproof and moulds perfectly to replicate a wood grain for a door with kerb appeal.

The tough exterior GRP panels are fused to an internal frame made from UPVC and layered inside and there is another frame of hardwood which makes a double frame of superior stability and rigidity.

The internal space of the door is injected with a warm thermal polyurethane foam core that's 100% CFC and offers excellent heat retaining A-rated insulation to make your door more energy efficient. The outer door frame, constructed from sturdy 70mm UPVC and steel reinforcement, makes composite doors one of the most secure you can buy.

\*Available in single entrance doors or French doors.

## UPVC DOORS

UPVC doors are made out of Polyvinyl Chloride plastic. They can be manufactured very easily and very cheaply – it costs less to buy and less to install than other materials. UPVC has excellent insulating properties and so is very energy efficient.

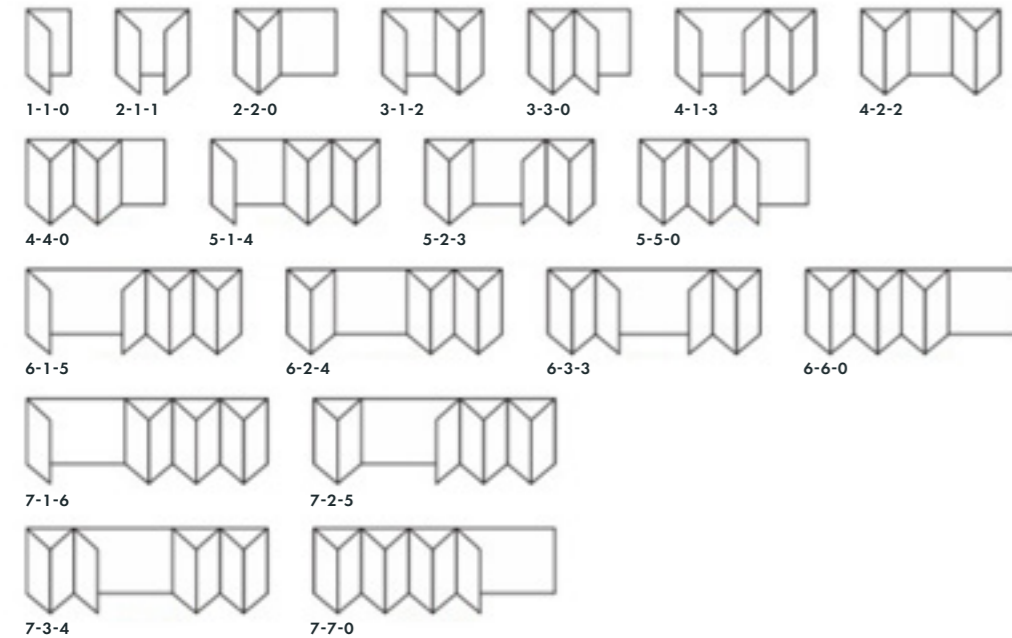
UPVC doors are incredibly tough and durable. It's naturally waterproof and expands in the heat (so doesn't crack). They are easy to clean and keeps the colour and doesn't need repainting every few years, as with a timber door.



## ALUMINIUM BI-FOLD DOORS

Sliding and folding back on themselves to open up whole walls and corners with ease, bifold doors are one of the most popular door styles available. Made from premium aluminium frames, we offer a wide range of options to customise your new bifold doors as little or as much as you like.

### POPULAR DESIGN OPTIONS



## SLIDING DOORS

Gliding sideways for easy access between home and garden, sliding patio doors remain a firm favourite for seamless connectivity in both residential and commercial buildings.

\*Available in UPVC or Aluminium







## ALUMINIUM WINDOWS

Aluminium windows are available in various profile systems for every budget. Choose from a standard casement window, tilt & turn or flush casement window.



## CONSERVATORIES

A conservatory will enhance the value of your home while creating a relaxing new living space. Your conservatory or extension project is personal to you, and somewhere you will spend a lot of time once it's complete. We can offer a complete range of conservatory systems depending on the requirements.


Supplying either the Warm roof, Glass roof or Polycarbonate roof, alongside Kommerling UPVC or Raynaers aluminium window profile systems we can offer one of the widest ranges of combinations on the market.







## WARM ROOF SYSTEMS



With the Ultrarof system from Wendland, you can quickly and easily replace your old conservatory roof to create a room that is beautiful and warm. As Ultrarof is extremely lightweight it is the ideal choice for upgrading your conservatory. Not only does it look like an extension from inside and outside, it is also fast to install meaning your roof can be changed and watertight in just a day.

Ultrarof is also the perfect choice for new home extensions – it's warm, fast to fit and looks amazing. Ultrarof is the modern way to build an extension on your home. It can be used to create a roof in any shape or size and it never needs a tie bar – so the inside of your extension will always have a vaulted ceiling that is open, without any bars or beams.

You can opt for full length glass panels to fill your new room with natural light, or if you prefer, Velux style windows can be added. If you want bi-fold doors, Ultrarof is so strong that the doors can be up to 4m wide before any costly structural support is needed, saving you money.





# OUR GUARANTEE

## 1. WORKMANSHIP GUARANTEE

### Workmanship Guarantee – 10 years:

The Works are guaranteed against physical faults or errors in the installation which have been caused by the defective workmanship of the **Installer** or the **Installer's** subcontractors.

## 2. MATERIALS GUARANTEE

**UPVC Frames - 10 years:** The Works guaranteed against any failure in welded joints, distortment and surface finish.

**Timber Frames - 5 years:** The Works are guaranteed against any failure in joints, distortment and rot.

**Aluminium Frames - 10 years:** The Works are guaranteed against any failure in joints, distortment and coatings.

**Insulated Glazed Units - 5 years:** The Works are guaranteed against the failure of hermetical seals (i.e. misting between panes).

**Door Panels - 5 years:** The Works are guaranteed against any failure in joints, distortment and surface finish.

**Hardware – 1 year:** The Works are guaranteed against any failure in Locking mechanisms, hinges and all metallic moving parts.

## 3. BUILDING REGULATIONS GUARANTEE

**Building Regulations - 6 years:** Where the **Guarantee Beneficiary** holds a Building Regulation Compliance Certificate in respect of the **Works**; the **Works** are guaranteed against breaches in the Building Regulations caused by the **Installer**.

## 4. CONDITIONS

The **Guarantee Beneficiary** shall:

1. Maintain all **Works** in accordance with the manufacturer's instructions for those **Works**;
2. Where the **Works** comprise timber frame windows - maintain any timber frame windows in accordance with the section of this guarantee headed "Timber Frame Maintenance Conditions", below;
3. Subject the **Works** only to the normal use -in normal conditions- for which the **Works** were designed.

Where the **Guarantee Beneficiary** has not adhered to each or any of these conditions, the **Installer** shall be entitled to avoid liability from the **Commencement Date**.

## 5. TIMBER FRAME MAINTENANCE CONDITIONS

The **Guarantee Beneficiary** is responsible, at their own cost, for keeping timber framed windows maintained in accordance with this guarantee. This means that the **Guarantee Beneficiary** must -at least once in every 24 month period- instruct a maintenance firm to maintain the timber framed windows.

The maintenance firm must check and re-paint the timber frames; and provide the **Guarantee Beneficiary** with records of such maintenance (to include receipts evidencing that maintenance was carried out; and records setting out the type of work carried out and the materials and consumables used). For avoidance of doubt, the **Guarantee Beneficiary** must not undertake such maintenance themselves.

The paint used in repainting must be a suitable weatherproof wood paint; which itself must be applied over a primer undercoat in accordance with the instructions provided alongside the paint. The primer and paint used must themselves, when used together, be of a kind that carries a guarantee against cracking or peeling for at least the remaining period of this guarantee.

## 6. EXCLUSIONS

The **Installer** shall not be responsible for:

1. Defects in any materials which were not sold to the **Guarantee Beneficiary** by the **Installer**;
2. Breaches of the Building Regulations where the **Guarantee Beneficiary** does not hold a Building Regulations Compliance Certificate issued in respect of the **Works**;
3. The elimination of condensation;
4. Repairs to the **Works** instructed by the **Guarantee Beneficiary** without the **Installer's** written approval;
5. Deterioration to handles, letterboxes, doorknobs and other moving parts due to wear and tear.

## 7. TRANSFERABILITY

Any parts of this guarantee which provide cover in respect of breaches in the Building Regulations are freely and automatically transferrable to subsequent owners of the **Works**. No notification needs to be made to the **Installer** to transfer these parts of the guarantee.

The **Guarantee Beneficiary** can transfer the entire guarantee to subsequent owners of the **Works** by paying an administration fee of £10 to the **Installer** to transfer the guarantee to the new owner.

## 8. CLAIMS PROCEDURE

Where the **Guarantee Beneficiary** becomes aware of any situation which may lead to a claim under this guarantee, the **Guarantee Beneficiary** shall:

1. Write to the **Installer** at the **Installer's Address** detailed above -within 5 business days of becoming aware of any potential defects- detailing any evident faults or errors in the **Works**;
2. Permit the **Installer** unrestricted access to the **Works**, during business hours, to carry out inspection or repair works that are necessary under the terms of this guarantee;
3. In the event that no faults or errors are discovered which are covered within the terms of this guarantee: Pay the **Installer's** inspection fee of £100.
4. In the event that faults or errors are discovered which are covered within the terms of this guarantee: Acknowledge that the **Installer** will chose to either repair the **Works**; or replace the **Works**.
5. In the event of a replacement: Acknowledge that replacement goods may not be an exact cosmetic or colour match with the original goods.





Telephone: 01353 864725

[info@thecambridgewindowcompany.co.uk](mailto:info@thecambridgewindowcompany.co.uk)

[www.thecambridgewindowcompany.co.uk](http://www.thecambridgewindowcompany.co.uk)

